

Scientific Mapping of Cittaslow (Slow City) Research in Scopus Database with R Studio-Biblioshiny Software

Emine Banu BURKUT^{1*} 

¹ Fatih Sultan Mehmet Vakif University, Faculty of Art, Design and Architecture, Department of Interior Architecture, İstanbul, Turkey

Article Info

Received: 12.8.2024

Accepted: 12.9.2024

Published: 30.9.2024

Keywords:

Cittaslow,
Slow City,
Science Mapping,
Scopus Database,
Biblioshiny Software.

ABSTRACT

The aim of this article is the scientific mapping of Cittaslow-related publications in the Scopus database with the R Studio-Biblioshiny program. The bibliometric analysis method, which is a quantitative research method, was applied in the research. The research method was realized in two steps. In the first step, the Scopus database was searched for title-summary-keywords (TS=(cittaslow OR Cittaslow OR CittaSlow OR "slow city" OR "slow cities")). As a result of this search, 182 publications on the subject were accessed. In the second step, the data obtained were analyzed through the Biblioshiny program. These analyses consisted of the analysis of authors, institutions, documents, countries, citations, and words. According to the results of the analysis, there are 182 publications between 2003 and 2024. The number of documents in the Scopus database peaked in 2021. Among the authors, Pink and Jaszczak have the most publications. The countries with the highest number of publications on slow cities are Turkey, Poland, and the United Kingdom. According to Biblioshiny software data analysis, the most relevant sources are Sustainability, Sustainable Tourism, and Tourism Planning and Development. In addition, thematic maps and statistical data analysis of factorial analyses are visualized. The words with the highest frequency of keywords used in the publications are sustainable development, quality of life, urban development, urban planning, slow tourism, urban areas, and globalization. A word cloud of these words was created. In the wordcloud, the word(s) with the highest frequency value are visualized as larger in font size and the other words are visualized as smaller according to the frequency value and a colorful wordcloud is formed. As a result, by scientifically mapping the publications on Cittaslow in recent years, the existing publications have been evaluated and a road map has been drawn for researchers to get an idea.

Cittaslow (Yavaş Şehir): Scopus Veri Tabanındaki Yayınların, Temalarının ve İşbirliği Ağlarının R Studio-Biblioshiny Yazılımı Kullanılarak Bilimsel Haritalanması

Makale Bilgisi

Geliş Tarihi: 12.8.2024

Kabul Tarihi: 12.9.2024

Yayın Tarihi: 30.9.2024

Anahtar Kelimeler:

Yavaş Şehir,
Sakin Şehir,
Bilimsel Haritalama,
Scopus Veritabanı,
Biblioshiny Yazılımı.

ÖZET

Bu makalenin amacı, Scopus veri tabanında Yavaş Şehir (Cittaslow) ile ilgili yayınların R Studio-Biblioshiny programıyla bilimsel haritalanmasıdır. Araştırmada nicel araştırma yöntemi olan bibliyometrik analiz yöntemi uygulanmıştır. Araştırma yöntemi iki adımda gerçekleştirilmiştir. İlk adımda Scopus veri tabanında başlık-özet-anahtar kelimelerinde (TS=(cittaslow OR Cittaslow OR CittaSlow OR "Slow city" OR "Slow cities")) arama yapılmıştır. Bu arama sonucunda konuyla ilgili 182 yayına erişilmiştir. İkinci adımda ise elde edilen veriler R Studio-Biblioshiny programının aracılığıyla veriler analiz edilmiştir. Bu analizler yazarlar, kurumlar, dokümanlar, ülkeler, atıflar ve kelimelerin analizlerinden oluşmaktadır. Analiz sonuçlarına göre 2003-2024 yılları arasında 182 yayın bulunmaktadır. Scopus veri tabanında doküman sayısı 2021 yılında zirve durumdadır. Yazarlardan Pink ve Jaszczak en fazla yayını olan yazarlardır. Yavaş şehirlerle ilgili en fazla yayını olan ülkeler sırasıyla Türkiye, Polonya ve Birleşik Krallık(UK)'tır. Yayın sayısıyla ön plana çıkan kurumlar Üniversitesi Warminsko-Mazurski w Olsztynie, Loughborough University, Queensland University of Technology, Dokuz Eylül Üniversitesi, İstanbul Teknik Üniversitesi ve Virginia Politeknik Enstitüsüdür. Biblioshiny yazılımı veri analizlerine göre en ilgili kaynaklar; Sustainability (Switzerland), Sustainable Tourism and Tourism Planning and Development. Ayrıca tematik haritalar ve faktöriyel analizlere ait istatistiksel verilerin analizleri görselleştirilmiştir. Yayınlarda kullanılan anahtar kelime frekansı en fazla olan kelimeler sırasıyla sürdürülebilir kalkınma, yaşam kalitesi, kentsel gelişim, kentsel planlama, yavaş turizm, kentsel alanlar ve küreselleşmedir. Bu kelimelere ait bir kelime bulutu oluşturulmuştur. Kelime bulutunda frekans değeri en yüksek olan kelime(ler) yazı puntosu olarak daha büyük diğer kelimeler ise frekans değerine göre daha küçük olarak görselleştirilerek renkli bir kelime bulutu oluşturulmaktadır. Sonuç olarak son yıllarda yavaş şehirlerle (Cittaslow) ilgili yayınların bilimsel haritalanmasıyla mevcut yayınlar değerlendirilmiş ve araştırmacılar için bir yol haritası çizerek fikir edinmeleri sağlanmıştır.

To cite this article:

Burkut, E. B. (2024). Scientific mapping of cittaslow (Slow City) research in Scopus database with R Studio-Biblioshiny software. *Thinking of Urban Decoding Journal (TUDEJ)*, 1(1), 63-86.
<https://doi.org/10.69992/0.2024.4>

*Corresponding Author: Emine Banu BURKUT, ebburkut@fsm.edu.tr



This article is licensed under a Creative Commons Attribution-NonCommercial 4.0 International License (CC BY-NC 4.0)

INTRODUCTION

Cittaslow is a combination of the Italian word "citta" (Italian) and the English word "slow" (Eng.), meaning "slow city" or "calm city". Cittaslow, an international network of cities, creates alternative living spaces where people can socialize and communicate, protect their unique culture and nature, and create sustainable cities that are self-sufficient, have no infrastructure problems, and use renewable energy sources. The Cittaslow movement and philosophy are rapidly spreading around the world. Every year, many towns and cities realize their Cittaslow membership goals and the number of members is increasing. To achieve "slow city" status, a city needs to adopt the Slow Food rules and work to protect the local environment and improve socialization. Once a city becomes a Slow City, some of the Slow City goals can become part of the city's heritage. But other changes can always be introduced and implemented—often inspired by programs implemented in other cities (Cittaslow, 2024). The Cittaslow Movement's organizational structure consists of a coordination committee with decision-making responsibilities, a scientific committee, which is responsible for setting the movement's guidelines and serves as an organ control office, and a secretariat, which oversees all operational aspects of the activities both nationally and internationally (Cittaslow, 2024).

Cittaslow philosophy advocates living at a pace that is enjoyable to live at. It advocates that cities where people can communicate with each other, socialize, be self-sufficient, and sustainable, preserve their handicrafts, nature, traditions, and customs, but at the same time have no infrastructure problems, use renewable energy sources, and benefit from the convenience of technology can be a real alternative. The Cittaslow manifesto, which focuses on the philosophy of slowing down for a better life, states (Figure 1): "We are looking for towns where people are still curious about the old times, full of theaters, squares, cafes, workshops, workshops, restaurants, and spiritual places, with unspoiled landscapes and fascinating artisans, where people can still recognize the slow flow of the seasons and their unique products, pleasures, health, and spontaneous traditions..." (source: Cittaslow Manifesto).

Figure 1

Cittaslow Manifesto (Cittaslow-manifesto, 2024)



Literature Review of Cittaslow

In recent years, the number and quality of Cittaslow research have been increasing. Some of these publications focus on "population aging and the potential for developing a silver economy"

(Wierzbicka and Farelnek, 2024), "social change encouraging or discouraging support for Cittaslow development" (Küçükergin et al., 2024), "evaluating the success of the development strategy of the Cittaslow movement (Jaszczak et al., 2024), Cittaslow through the lens of sustainable urban development" (Özcan Alp, 2024), "the effects of cities' membership in the Cittaslow network" (Wierzbicka & Mociun, 2024), and "social change in cities after joining the Cittaslow association" (Özdemir, 2024). The most cited publications are Knox (2005), Mayer & Knox (2006), Lumsdon & McGrath (2010), Pink (2008), and Ulmer (2007) in the Scopus database (Scopus, 2024). The most recent publications on slow cities are Jaszczak et al. (2024), Li et al. (2024), Demir et al. (2024), Klarin et al. (2024), and Stanowicka et al. (2024) in the Scopus database. In addition to these documents, the following publications stand out in the Scopus database: Mazur-Belzyt, 2017; Barnas et al., 2019; Zagroba et al., 2020; Bernat & Flaga, 2022; Uysal Urey, 2023; Musiaka et al., 2023; Zagroba, 2024.

Publications on Cittaslow in the fields of architecture, urban design, and urban regional planning are Mayer & Knox (2006), Radstrom (2014), Semmens & Freeman (2012), Raco et al. (2018), Senetra & Szarek-Iwaniuk (2020), Servon & Pink (2015), Özmen & Can (2018), Ince et al. (2020), Varolgüneş & Canan (2018), and Saricaoglu & Tanaç Zeren (2013), Donaldson & Donaldson (2018), Donaldson (2021), Pink (2008, 2009), Pink & Lewis (2014), Servon & Pink (2015), and Zielinska-Szczepkowska (2021).

Cities wishing to become members of the Cittaslow Union must have a population of less than 50 thousand. There are also various criteria for membership. The projects implemented by candidate cities to fulfill the criteria are scored. For a candidate city to be approved for membership, it must score 50 points or more.

Cittaslow Union membership criteria are grouped under 7 main headings (Cittaslow, 2024):

1. Environmental Policies (12 criteria)
(Parks and green spaces, renewable energy, transportation, recycling, etc.)
2. Infrastructure Policies (9 criteria)
(Alternative transportation, bicycle lanes, street furniture, etc.)
3. Urban Quality of Life Policies (17 criteria)
(Re-characterization and re-use of marginal areas, wired network city (fiber optic, wireless), etc.)
4. Agricultural, Touristic, Tradesmen and Craftsmen Policies (10 criteria)
(Banning GMOs in agriculture, increasing the value of working techniques and traditional handicrafts, etc.)
5. Plans for Hospitality, Awareness and Education (10 criteria)
(Good reception, increased awareness of operators and traders (transparency of offers and applied prices, clear visibility of tariffs), etc.)
6. Social Cohesion (11 criteria)
(Integration of persons with disabilities, poverty, discrimination of minorities, etc.)
7. Partnerships (3 criteria)
(Cooperation with other organizations promoting natural and traditional food, etc.)

Figure 2 shown number of Cittaslow towns by country in 2022 but in 2024, these numbers have increased 33 countries and territorial areas, 301 cities, 20 network (Cittaslow, 2024). Figure 3 shown distribution of Cittaslow towns in Europe in 2022; Italy 40.55%, Poland 16.59%, Germany 10.60%, France 5.99%, Spain 5.07%, Netherlands 4.61%, Belgium 3.23%, UK and North Cyprus 2.30%, Portugal 1.84%, Austria 1.38%, Denmark and Norway 0.93%, others 3.68% (Cittaslow, 2024). Figure 4 shown distribution of Cittaslow towns in Asia in 2022; Turkey 36.84%, Corea 29.82 %, China 22.81 %, Taiwan 7.02 % and Japan 3.51 % (Cittaslow, 2024) (Figure 4).

Figure 2

Number of Cittaslow towns by country in 2022 (Cittaslow, 2024)

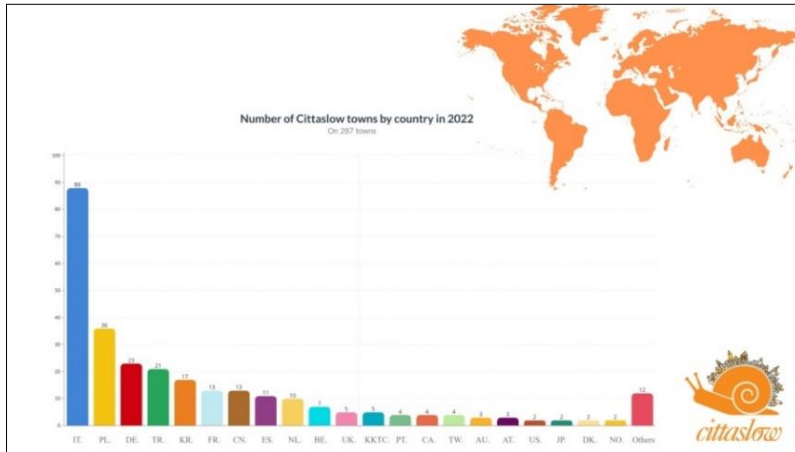


Figure 3

Distribution of Cittaslow towns in Europe in 2022 (Cittaslow, 2024)

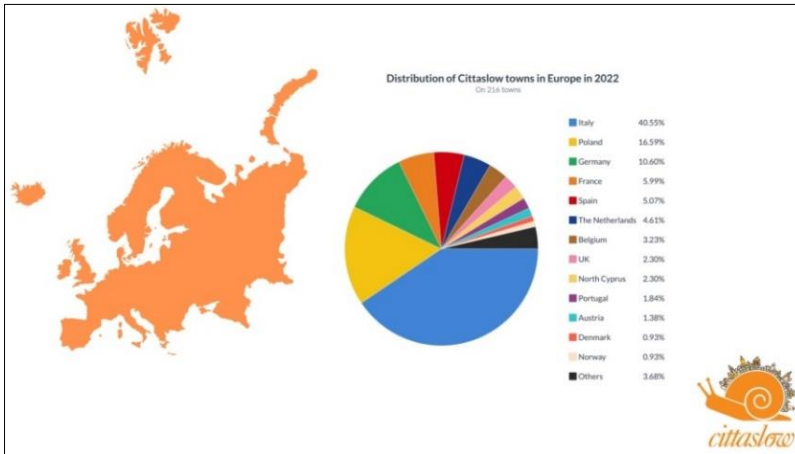
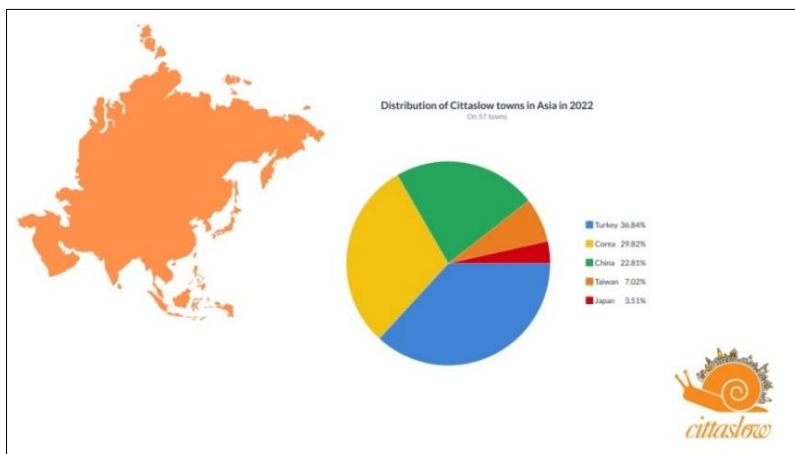


Figure 4

Distribution of Cittaslow towns in Asia in 2022 (Cittaslow, 2024)



METHODOLOGY OF RESEARCH

The research methodology is based on bibliometric analysis. The current sources for the literature review on bibliometric analysis are as follows ;(Çiloğlu et al., 2021; Tosunoğlu et al., 2021;

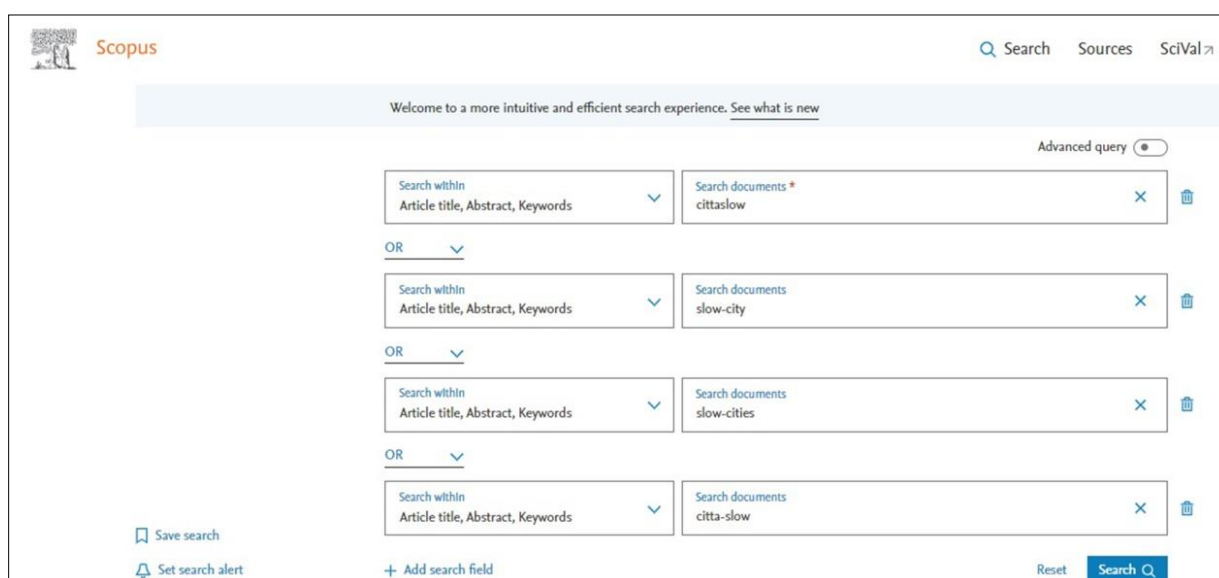
Yurt, 2022; Tekin & Karip, 2023; Karakuş, 2024; Adamczak et al., 2024) have utilized bibliometric analysis in various scientific fields. Biblioshiny software, VOSviewer, SciMat, and CiteSpace are examples of software packages used to examine bibliographic data in scientific investigations of urban design, urban and regional planning, and planning (Alsayed, 2024; Bagheri et al., 2024; Baidya et al., 2024; Okour et al., 2024; Kattimani & Devadas, 2024). Several research on Cittaslow have used the bibliometric analysis method (Mavric et al., 2021; Garda, 2022; Burkut, 2023; Uçuk, 2023; Klarin et al., 2024).

Data Collection Prosesse

Figure 5 shows the research methodology for data collection in the Scopus database (Scopus, 2024). Search within: Article title, Abstract, Keywords and Search documents: cittaslow OR slow-city OR slow-cities OR citta-slow (Figure 5).

Figure 5

Research Methodology on Data Collection in Scopus Database (Scopus, 2024)



Data Analysis Process

The following steps were followed in the data analysis process of this study. In the first step, the data downloaded from the Scopus database were opened in the R Studio Biblioshiny software interface to check the accuracy of the information (Bibliometrix, 2024). In the second step, main information about data and bibliometric metadata tables were created. These data contain statistical and numerical ratios of all publications. In the third stage, most relevant words, wordcloud about Cittaslow, word list/occurrence frequency, factorial analysis, and thematic map (density/centrality) analysis were visualized in R Studio-Biblioshiny software.

RESULTS

The conclusion section is explained in two steps. The first step is the analysis results of the data obtained from the Scopus database and the second step is the analysis results of the R Studio Biblioshiny software.

Results from Scopus Database

In this section, Scopus database documents are visualized and analyzed by subject area (Figure

6), country or region (Figure 7), document type (Figure 8), affiliation (Figure 9) and year (Figure 10). This section's analytical findings and visuals were from the Scopus database (Scopus, 2024).

Figure 6

Documents by subject area in Scopus (Scopus, 2024)

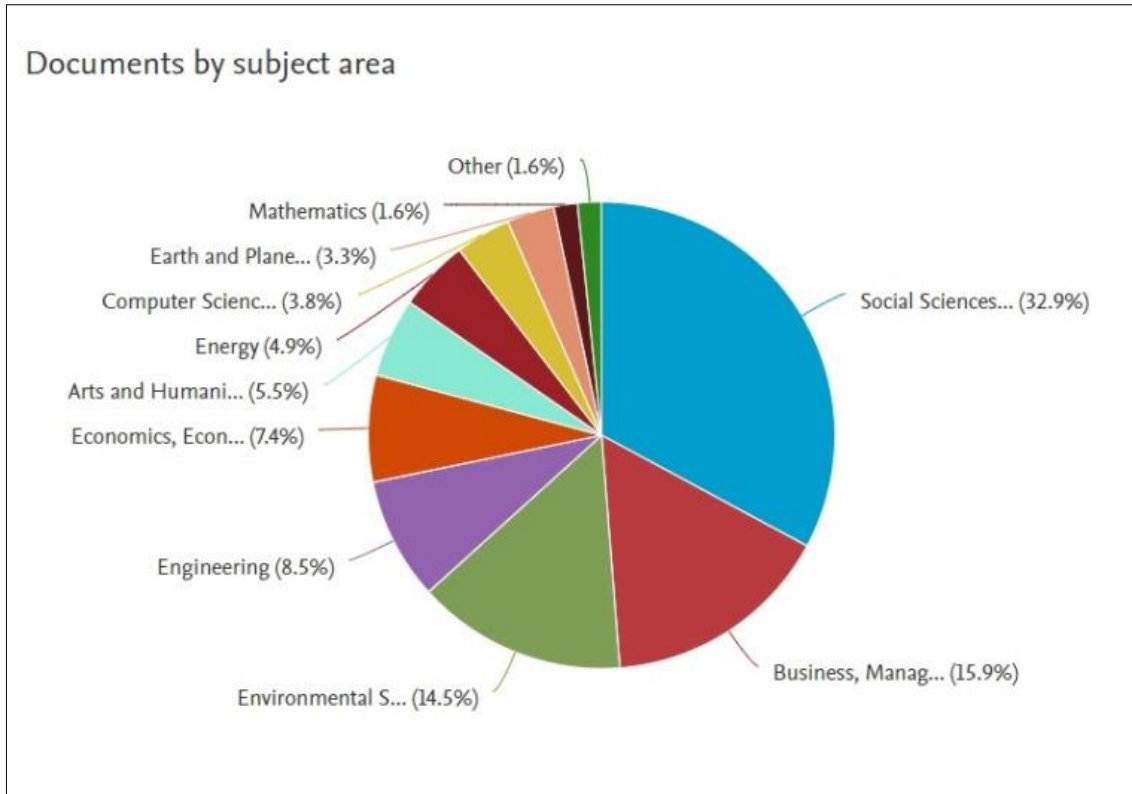


Table 1

Documents by subject area in Scopus (Scopus, 2024)

Subject area	Documents (frequency)
Social Sciences	120
Business, Management and Accounting	58
Environmental Science	53
Engineering	31
Economics, Econometrics and Finance	27
Arts and Humanities	20
Energy	18
Computer Science	14
Earth and Planetary Sciences	12

Figure 7

Documents by country or territory in Scopus (Scopus, 2024)

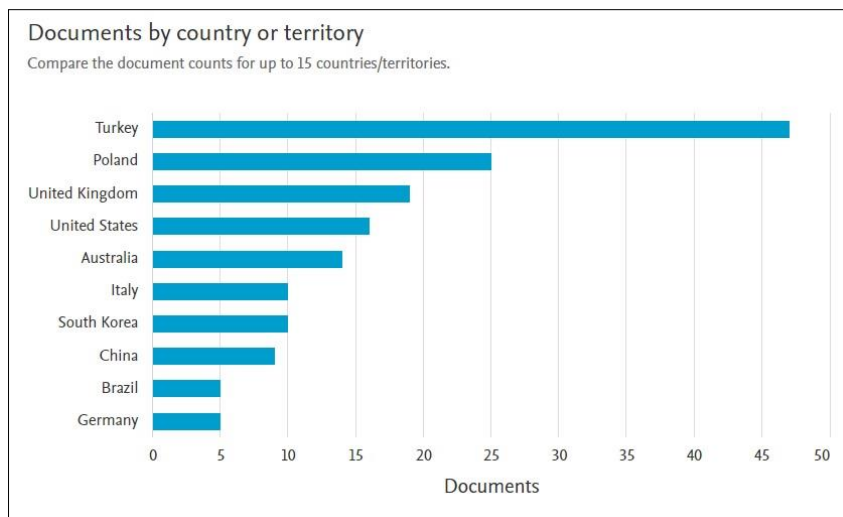


Table 2
Documents by country or territory list in Scopus (Scopus, 2024)

Country or Territory	Documents (frequency)
Turkey	47
Poland	26
United Kingdom	19
United States	16
Australia	14
Italy	10
South Korea	10
China	9
Brazil	5
Germany	5

Figure 8
Documents by type in Scopus (Scopus, 2024)

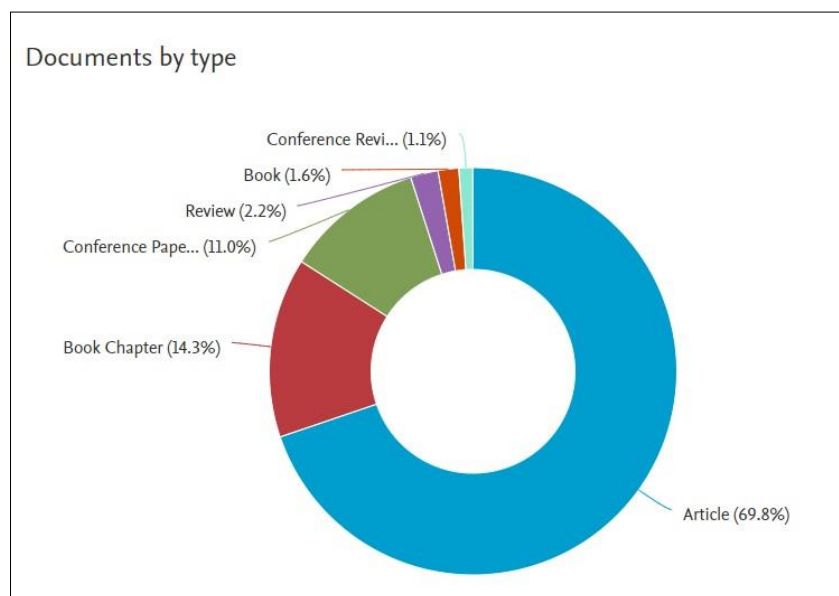
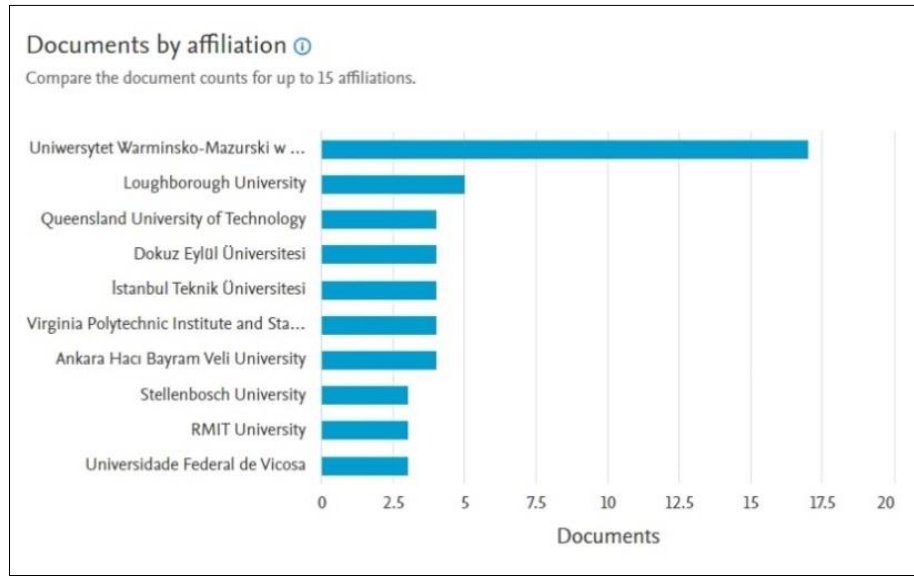


Table 3
Documents by type list in Scopus (Scopus, 2024)

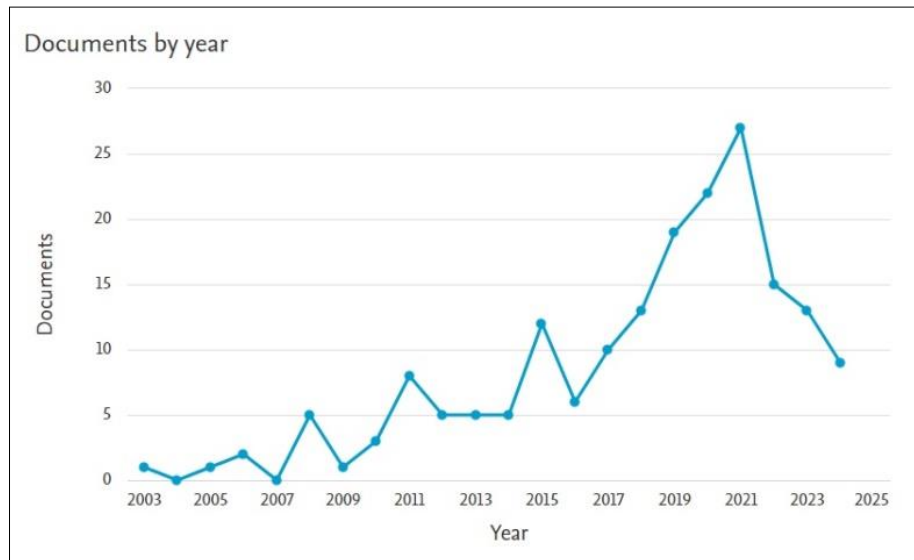
Document type	Documents (frequency)
Article	127
Book Chapter	26
Conference Paper	20
Review	4
Book	3
Conference Review	2

Figure 9

Documents by affiliation in Scopus (Scopus, 2024)

**Figure 10**

Documents by year in Scopus (Scopus, 2024)



Results from R Studio-Biblioshiny Software

This section presents the data analysis results in R Studio Biblioshiny software, including

visuals, graphs, and frequencies. The analysis and visuals below main information about bibliometric analysis, main information, bibliographic metadata, three fields plot analysis, most relevant sources, country scientific production, most cited countries, country/average article citations, and country/average article citations (Table 4).

Table 4

Main Information about data created by Biblioshiny software (Biblioshiny, 2024)

Description	Results
Main Information About Data	
Timespan	2003:2024
Sources (Journals, Books, etc)	139
Documents	182
Annual Growth Rate %	11,03
Document Average Age	6,01
Average citations per doc	17,23
References	7489
Document Contents	
Keywords Plus (ID)	511
Author's Keywords (DE)	492
Authors	
Authors	349
Authors of single-authored docs	54
Authors Collaboration	
Single-authored docs	63
Co-Authors per Doc	2,25
International co-authorships %	15,93
Document Types	
article	127
book	3
book chapter	26
conference paper	20
conference review	2
review	4

Figure 11

Main Information about bibliometric analysis created by Biblioshiny software (Biblioshiny, 2024)

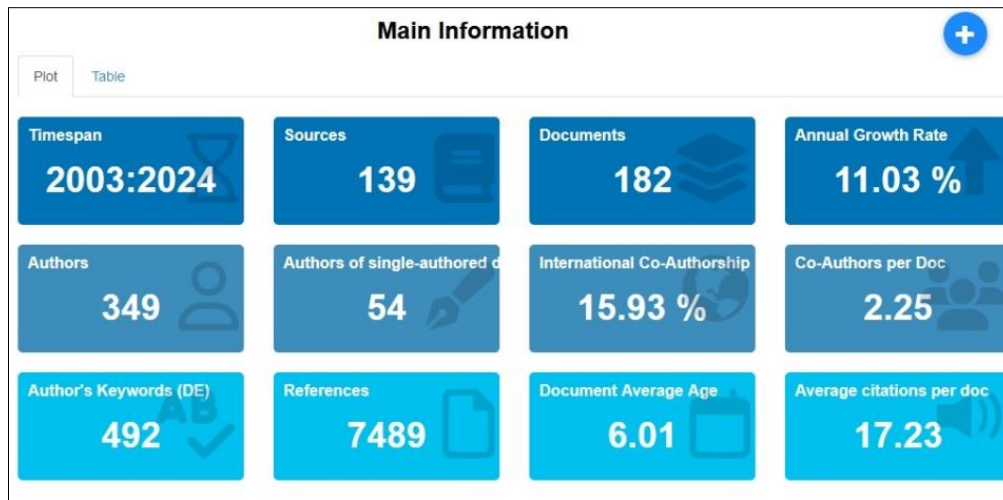


Figure 2
Completeness of bibliographic metadata created by Biblioshiny software (Biblioshiny, 2024)

Metadata	Description	Missing Counts	Missing %	Status
AB	Abstract	0	0.00	Excellent
DT	Document Type	0	0.00	Excellent
SO	Journal	0	0.00	Excellent
LA	Language	0	0.00	Excellent
PY	Publication Year	0	0.00	Excellent
TI	Title	0	0.00	Excellent
TC	Total Citation	0	0.00	Excellent
AU	Author	2	1.10	Good
C1	Affiliation	4	2.20	Good
CR	Cited References	5	2.75	Good
DI	DOI	29	15.93	Acceptable
DE	Keywords	50	27.47	Poor
RP	Corresponding Author	58	31.87	Poor
ID	Keywords Plus	105	57.69	Critical
NR	Number of Cited References	182	100.00	Completely missing
WC	Science Categories	182	100.00	Completely missing

Figure 13
Three Fields Plot Analysis (left DE: Author Keywords, middle AU: Author right TI_TM: Keyword title) (Biblioshiny, 2024)

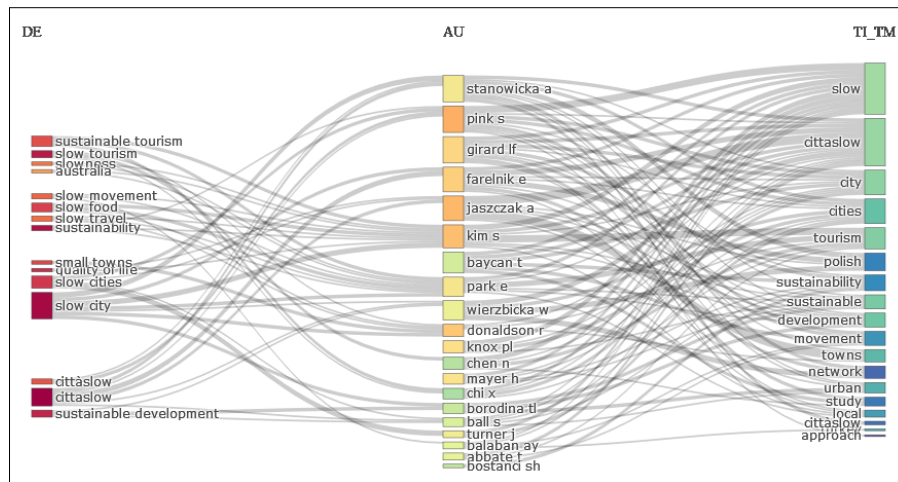


Figure 3
Most Relevant Sources (Biblioshiny, 2024)

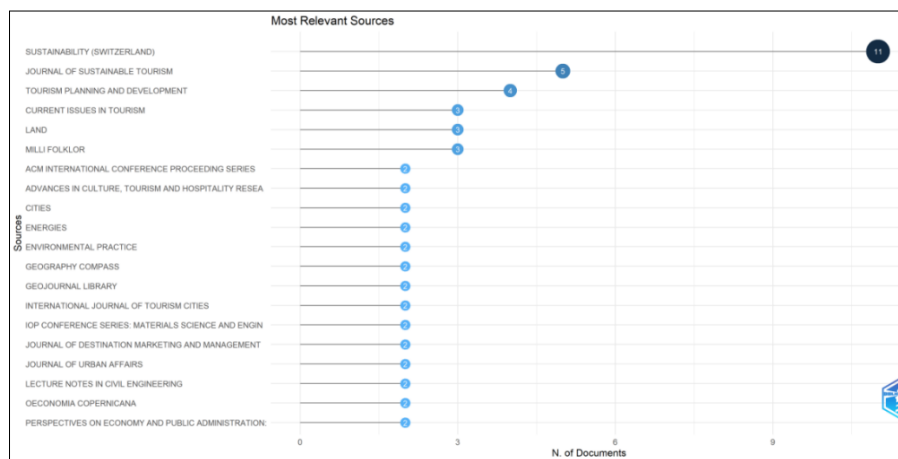


Figure 4
Country Scientific Production (Biblioshiny, 2024)

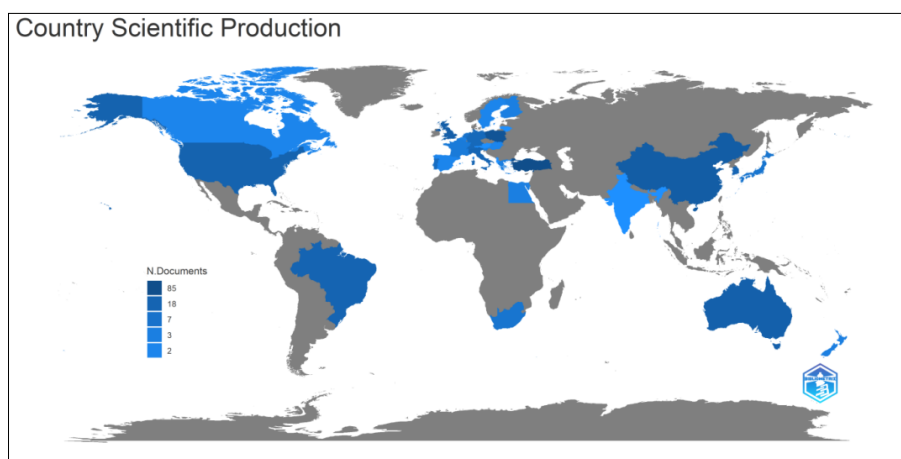


Figure 5
Most Cited Countries' (Biblioshiny, 2024)

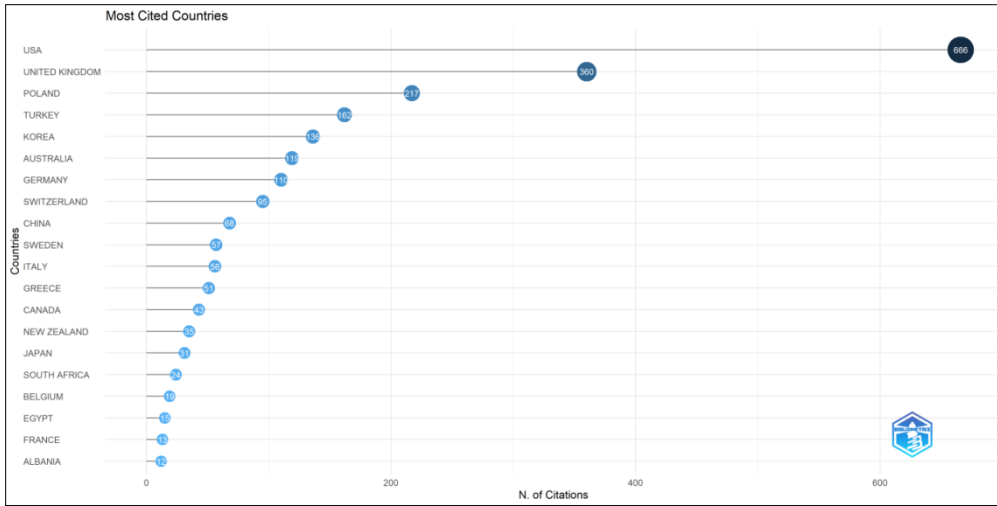


Table 5
Country/Average Article Citations (Biblioshiny, 2024)

	Country	Total Citation	Average Article Citations
1	USA	666	60,50
2	United Kingdom	360	51,40
3	Poland	217	9,90
4	Turkey	162	6,00
5	Korea	136	22,70
6	Australia	119	17,00
7	Germany	110	36,70
8	Switzerland	95	47,50
9	China	68	7,60
10	Sweden	57	57,00
11	Italy	56	14,00

Figure 6
Most Relevant Words (Biblioshiny, 2024)

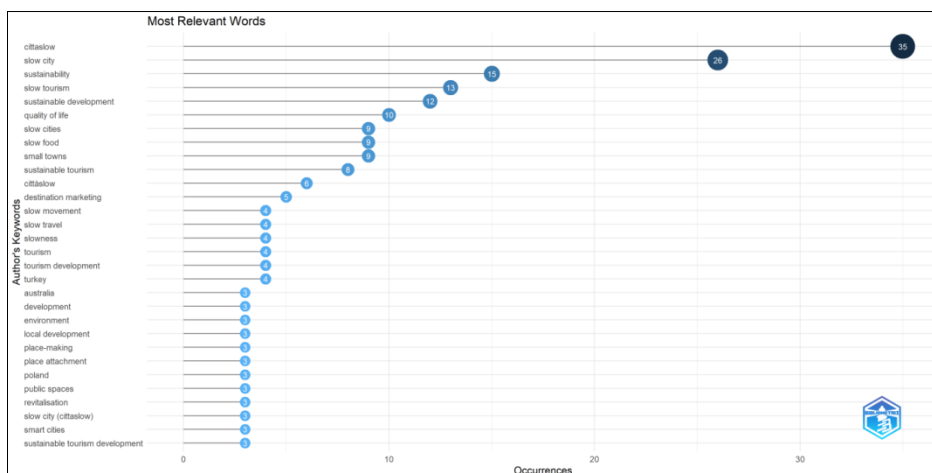


Figure 18
WordCloud about Cittaslow (Biblioshiny, 2024)



Table 6
Words list/Occurrences frequency (Biblioshiny, 2024)

Words	Occurrences
cittaslow	35
slow city	26
sustainability	15
slow tourism	13
sustainable development	12
quality of life	10
slow cities	9
slow food	9
small towns	9
sustainable tourism	8
cittàslow	6
destination marketing	5
slow movement	4
slow travel	4
slowness	4
tourism	4
tourism development	4
turkey	4
Australia	3
development	3
environment	3
local development	3
place-making	3
place attachment	3

Table 7
CoWord Factorial Analysis Words by Cluster (Biblioshiny, 2024)

Word	Dim.1	Dim.2	cluster
sustainable.development	0,24	-0,05	1
urban.development	1,05	0,05	1
sustainability	0,41	-0,52	1
quality.of.life	0,19	-0,76	1
urban.planning	0,56	-0,58	1
turkey	-1,58	0,2	1
urban.area	0,26	-0,3	1
globalization	-0,32	-0,3	1
poland..central.europe.	0,78	-0,39	1
social.movement	0,25	-0,61	1
small.town	0,24	-0,54	1
tourist.destination	-0,57	1,16	1
ecotourism	-0,65	0,53	1
perception	-1,06	1,54	1
tourism.development	-0,63	0,78	1
china	0,15	2,1	1
europa	0,73	0,83	1
italy	0,09	-0,4	1
izmir..turkey.	-2,57	0,61	1
lifestyle	-1,04	0,18	1
local.government	0,64	-0,66	1
meleagris.gallopavo	-2,18	0,24	1
philosophy	0	-0,36	1
urban.growth	0,87	1,08	1
animals	-1,08	-0,3	1
australia	0,61	-0,47	1
conceptual.framework	0,03	0,14	1
decision.making	1,4	0,21	1
governance.approach	1,37	-0,08	1
human.computer.interaction	-0,16	-0,39	1
implementation.process	0,38	-0,25	1
local.planning	0,65	-0,73	1
public.space	0,86	-0,95	1
questionnaire.survey	1,12	-1,64	1
seferihisar	-2,48	0,78	1
socioeconomic.impact	0,74	1,94	1
travel.behavior	-0,48	0,08	1
urban.design	-0,13	-0,27	1
urban.politics	2,29	2,44	1
urban.society	0,36	-0,45	1
aftertreatment.systems	-0,18	-0,06	1
cluster.analysis	-0,95	2,07	1
competition..economics.	0,55	0,11	1
competitiveness	0,23	-0,09	1
cultural.tradition	1,8	1,86	1

development.strategy	1,73	3,32	1
environmental.policy	-0,43	-0,44	1
environmental.protection	-1,43	-0,35	1
environmentalism	-0,09	-0,85	1
eurasia	1,46	1,36	1
food.market	-2,75	0,44	1
germany	1,68	2,86	1
greenspace	0,2	0,1	1
health.risk	-0,58	-0,51	1
heritage.tourism	-2,53	0,38	1
housing.market	-0,07	-0,2	1
land.use	-0,54	-0,72	1
life.cycle.analysis	0,91	-0,3	1
marketing	-0,76	1,95	1
network.architecture	0,06	-0,53	1
organization	-0,6	-0,11	1
peripheral.region	0,89	2,84	1
planning.system	1,75	-0,01	1
plants..botany.	-0,02	-0,3	1
policy.implementation	1,3	-0,88	1
regional.development	-0,4	0,1	1
renewable.energies	-0,38	-0,84	1
renewable.energy.resources	-0,34	-0,96	1
russian.federation	1,18	-0,71	1
sense.of.place	-0,86	-0,06	1
slow.city	-0,18	-0,75	1
socioeconomic.conditions	0,99	-1,6	1
survey.method	-0,08	2,78	1
tourism	-2,41	0,72	1
town.planning	1,03	-0,74	1
transportation.mode	-0,31	0,22	1
travel.behaviors	-0,39	-0,17	1
typology	0,75	1,45	1
united.kingdom	0,83	0,92	1
united.states	-0,32	-0,83	1
urban.economy	2,35	3,29	1
urban.policy	1,04	-1,42	1
valuation	0,02	-0,32	1

Figure 7
Factorial Analysis (Biblioshiny, 2024)

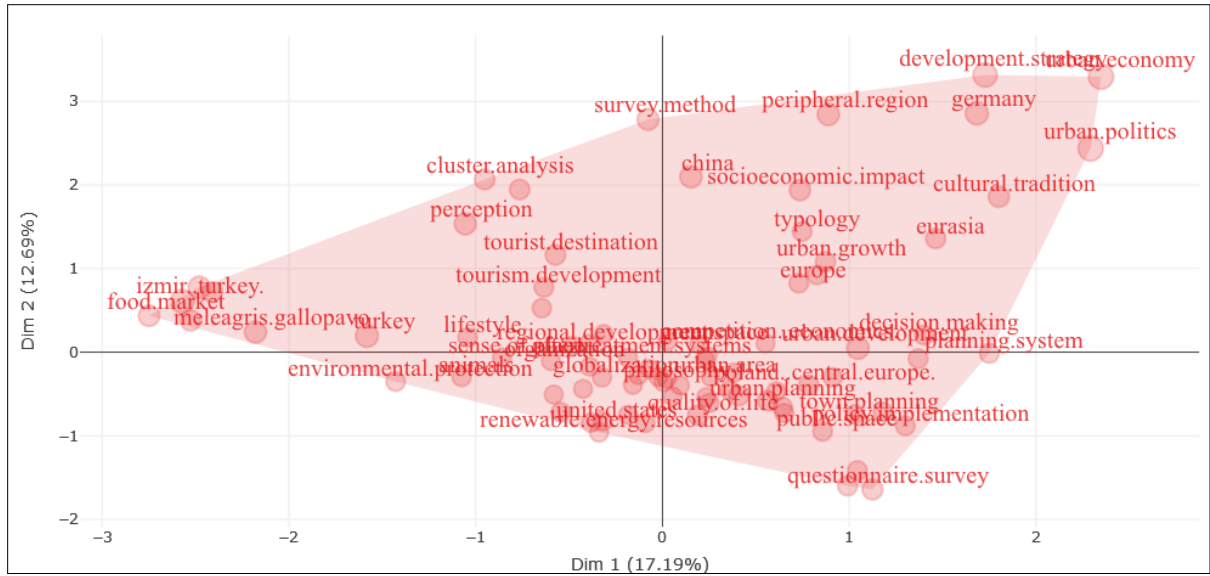


Figure 20
Thematic Map (Density/Centrality) (Biblioshiny, 2024)

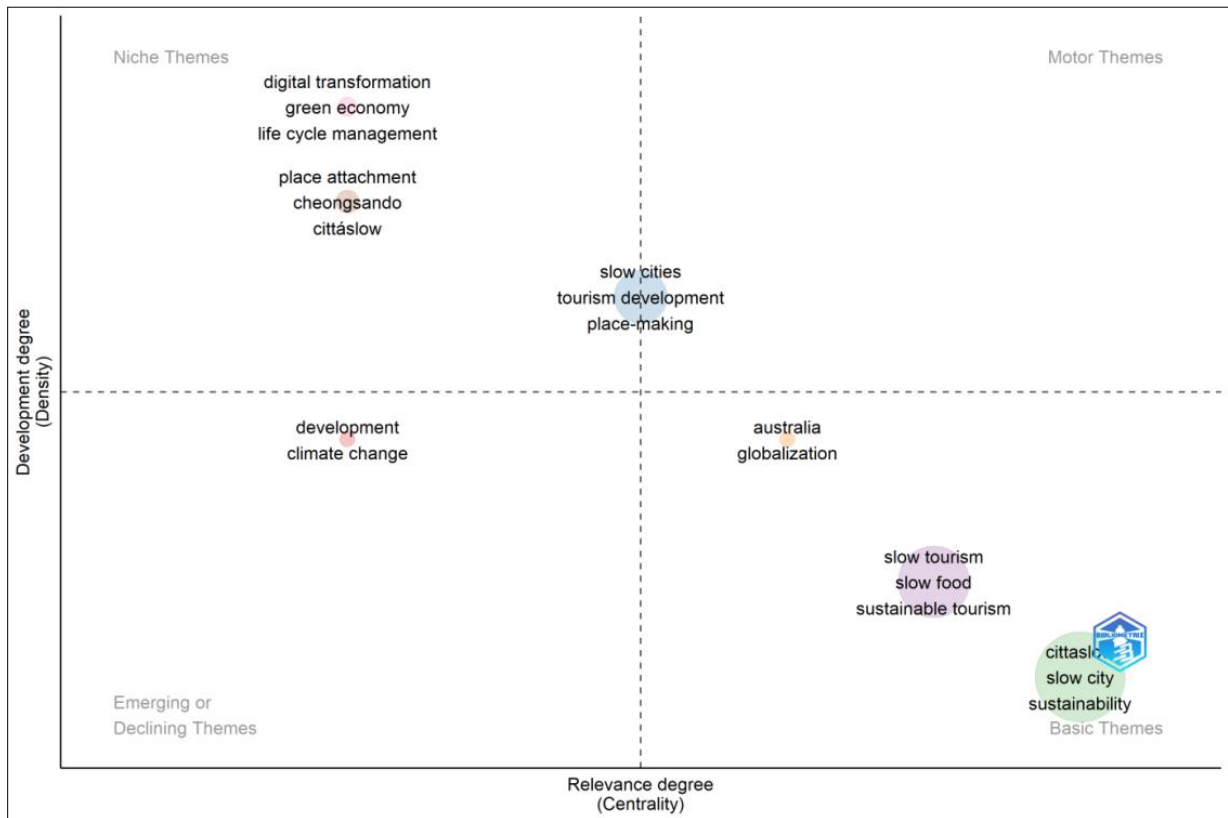


Table 8
Thematic Map Terms (Biblioshiny, 2024)

Occurrences	Words	Cluster	Cluster_Label	btw_centrality	clos_centrality	pagerank_centrality
-------------	-------	---------	---------------	----------------	-----------------	---------------------

3	development	1	development	54,36965812	0,007936508	0,012895557
2	climate change	1	development	0	0,005747126	0,005740306
9	slow cities	2	slow cities	71,68174603	0,008064516	0,032968294
4	tourism development	2	slow cities	35,26388889	0,007874016	0,014330464
3	place-making	2	slow cities	0	0,006410256	0,009600425
3	urban planning	2	slow cities	32,48888005	0,007751938	0,018435309
2	activism	2	slow cities	0	0,006802721	0,007265171
2	culture	2	slow cities	0	0,006451613	0,007771433
2	cycling	2	slow cities	0	0,005319149	0,01483699
2	leadership	2	slow cities	39,93928571	0,007142857	0,012655696
35	cittaslow	3	cittaslow	250,5678425	0,009803922	0,101562037
26	slow city	3	cittaslow	209,4286377	0,00952381	0,081566733
15	sustainability	3	cittaslow	75,62661956	0,009009009	0,053518825
12	sustainable development	3	cittaslow	114,179859	0,009090909	0,04038532
10	quality of life	3	cittaslow	61,64158046	0,008474576	0,036625198
9	small towns	3	cittaslow	16,86372922	0,007462687	0,026038576
4	tourism	3	cittaslow	62,03546737	0,009090909	0,018439768
4	turkey	3	cittaslow	0	0,007246377	0,009243248
3	environment	3	cittaslow	3,135714286	0,007936508	0,01131108
3	local development	3	cittaslow	4,667214912	0,006993007	0,010764819
3	poland	3	cittaslow	34,31683612	0,007194245	0,010966969
3	public spaces	3	cittaslow	1,606746032	0,007142857	0,006153017
3	revitalisation	3	cittaslow	0	0,005347594	0,012636169
3	smart cities	3	cittaslow	1,606746032	0,007142857	0,006153017
3	sustainable tourism	3	cittaslow	5,172528044	0,007751938	0,010440491
3	development sustainable urban	3	cittaslow	2,664102564	0,007042254	0,013755499
2	conviviality	3	cittaslow	7,917673993	0,007936508	0,007693722
2	development strategies	3	cittaslow	0	0,006535948	0,004540705
2	life quality	3	cittaslow	2,214194711	0,007462687	0,01215923
13	slow tourism	4	slow tourism	161,7351395	0,008849558	0,056425926
9	slow food	4	slow tourism	46,98922454	0,008333333	0,045016616
8	sustainable tourism	4	slow tourism	231,6631192	0,010752688	0,034272408
6	cittaslow	4	slow tourism	117,8354372	0,009259259	0,022704906
5	destination marketing	4	slow tourism	45,08105403	0,008264463	0,019534438
4	slow	4	slow	53,6866607	0,009433962	0,020445672

	movement		tourism			
4	slow travel	4	slow tourism	1,663888889	0,007518797	0,02198123
4	slowness	4	slow tourism	23,73775269	0,008849558	0,017504758
3	slow city (cittaslow)	4	slow tourism	0	0,005434783	0,010117079
2	behavioral intentions	4	slow tourism	0	0,007518797	0,006367484
2	bibliometrics	4	slow tourism	17,81132479	0,008333333	0,015779935
2	halfeti	4	slow tourism	15,1658121	0,00862069	0,00770909
3	australia	5	australia	43,57777778	0,008196721	0,012045082
2	globalization	5	australia	0,783333333	0,006802721	0,007297462
3	place attachment	6	place attachment	1,357575758	0,005405405	0,015618851
2	cheongsando	6	place attachment	8,231724956	0,006451613	0,009043261
2	cittaslow	6	place attachment	37,59657895	0,007142857	0,012804275
2	digital transformation	7	digital transformation	0	0,005524862	0,016003641
2	green economy	7	digital transformation	0	0,005524862	0,016003641
2	life cycle management	7	digital transformation	0	0,005524862	0,016003641

ASSESSMENT AND DISCUSSION

To summarize the contributions of the research findings to the fields of architecture, design, urban design, urban and regional planning;

- The "Social Science" subject area has the highest number of publications until 2024. In addition, "Business, Management, and Accounting" are ranked second, with "Environmental Science" ranking third position.
- The majority of publications are articles.
- According to Elsevier Scopus database statistics from 2024, 2021 had the most publications.
- This research involved analyzing 182 documents. These documents were released from 2003 until 2024.
- Authors' trend keywords in publications include "cittaslow", "slow cities", "slow", "city", "cities", "sustainability", "slow tourism", "quality of life", "slow food", "small town", and "sustainable tourism".

- The most relevant sources include "Sustainability," "Journal of Sustainable Tourism," and "Tourism Planning and Development."
- Turkey is ranked top in terms of number of publications. Poland and the United Kingdom are the countries with the most publications.
- The nation's most frequently cited are the United States (US), United Kingdom (UK), Poland, and Turkey.

CONCLUSION AND RECOMMENDATION

In this study, a bibliometric evaluation is used to provide a general perspective on Cittaslow (slow cities) which is then, interpreted using quantitative data. The research data is limited to the Scopus database. Data collection dates are limited to June 1-14, 2024. Slow city research was studied using numerical data and statistics to give an objective point of view. With the advancement of technology in recent years, digital data and software applications are preferred over human data entry.

This article's contribution and originality to the field are the interpretations of statistical data to provide an extensive viewpoint for Cittaslow. Furthermore, the software allow for the simultaneous execution of many analyses. Scientific mapping and bibliometric analysis studies have advantages that have been increasingly popular in recent years. Accessing, analyzing, and interpreting data for researchers and academics helps science because of several benefits. By imposing some constraints on these studies, it is feasible to produce a more focused publication that includes year, author, and institution or subject limitations.

While the number of new Cittaslow members increases year after year, the improvement of the quality of life and the slow eating of lives accelerated by globalization. Slow and sustainable tourism offers slow access on foot or by bicycle and solutions to improve the whole life of individuals and the quality of life. Cittaslow (slow cities) have been put forward to solve many problems, such as fast life, fast food, and fast consumption with globalization. The concept and philosophy of slow cities is an interdisciplinary issue that concerns architecture, planning, urban design, tourism, food, and local governments to increase the quality of life in a more livable, accessible, and quality of life.

Ethical Approval

Ethics Committee Certificate is not required for this study.

Author Contributions

Research Design (CRediT 1) E.B.B. (%100)

Data Collection (CRediT 2) E.B.B. (%100)

Research - Data Analysis - Validation (CRediT 3-4-6-11) E.B.B. (%100)

Writing the Article (CRediT 12-13) E.B.B. (%100)

Revision and Improvement of the Text (CRediT 14) E.B.B. (%100)

Finance

This study did not receive financial support from any institution.

Conflict of Interest

There is no conflict of interest with any institution or person within the scope of the study.

Sustainable Development Goals (SDG)

11 Sustainable Cities and Communities

12 Responsible Consumption and Production

REFERENCES

- Adamczak, M., Broda, M., Kurzyńska, K., Łucka, K., & Graczyk-Kucharska, M. (2024). Sustainable Marketing: A Scientometric Analysis Using Biblioshiny and R Package. *Annales Universitatis Mariae Curie-Skłodowska, sectio H – Oeconomia*, 58(3, special issue), 31–49
- Alsayed, S. S. (2024). Urban human needs: conceptual framework to promoting urban city fulfills human desires. *Frontiers in Sustainable Cities*, 6, 1395980. <https://doi.org/10.3389/frsc.2024.1395980>
- Bagheri, B., Azadi, H., Soltani, A., & Witlox, F. (2024). Global city data analysis using SciMAT: A bibliometric review. *Environment, Development and Sustainability*, 26(6), 15403-15427. <https://doi.org/10.1007/s10668-023-03255-4>
- Baidya, A., Biswas, S., & Alam, A. (2024). Global Trend of Urban Mortality: A Comprehensive Bibliometric Analysis. In *Public Health and Diseases: A Geographical Study of Women's Health, Urban Mortality and Health Policies* (pp. 17-35). Cham: Springer Nature Switzerland.
- Barnas, J., Barnas, K., & Kania, O. (2019). Cittaslow city network: the revitalisation of small towns, slow style. In *19th International Multidisciplinary Scientific GeoConference SGEM 2019* (pp. 515-522).
- Bernat, S., & Flaga, M. (2022). Cittaslow as An Alternative Path of Town Development and Revitalisation in Peripheral Areas: The Example of The Lublin Province. *Sustainability*, 14(21), 14160. <https://doi.org/10.3390/su142114160>
- Bibliometrix (2024). Bibliometrix-Biblioshiny Software. Retrieved from: <https://www.bibliometrix.org/home/index.php/layout/biblioshiny> [accessed: 10 August 2024].
- Burkut, E. B. (2023). WoS ve Scopus Veri Tabanındaki Yavaş Şehirlerle (Cittaslow) İlgili Yayınların VOSviewer Programıyla Analizi . bab *Journal of FSMVU Faculty of Architecture and Design* , 4 (1) , 22-52 <https://dergipark.org.tr/pub/babdergisi/issue/74831/1183657>
- Cittaslow, (2024). <https://www.cittaslow.org/> [accessed: 05 June 2024].
- Cittaslow-manifesto, (2024). <https://www.cittaslow.org/content/cittaslow-manifesto> [accessed: 05 June 2024].
- Çiloğlu, T., Yılmaz, Ö., Yılmaz, A., Karaoğlu, F. (2021). Eğitimde Artırılmış Gerçeklik Konulu Makalelerin İncelenmesi. *Ahmet Keleşoğlu Eğitim Fakültesi Dergisi*, 3(2), 147-158. <https://doi.org/10.38151/akef.2021.14>
- Demir, T., Sevinç, G., & Sevinç, M. R. (2024). SWOT analysis of Halfeti's rural tourism potential in the context of rural development. *ITEGAM-JETIA*, 10(46), 4-14. <https://doi.org/10.5935/jetia.v10i46.919>
- Donthu, N., Kumar, S., Mukherjee, D., Pandey, N., & Lim, W. M. (2021). How to conduct a bibliometric analysis: An overview and guidelines. *Journal of Business Research*, 133, 285-296. <https://doi.org/10.1016/j.jbusres.2021.04.070>
- Donaldson, R., & Donaldson, R. (2018). Cittaslow: Going Nowhere Slowly?. *Small town tourism in South Africa*, 87-117.
- Donaldson, R. (2021). Small town tourism in South Africa revisited. *Urban tourism in the global South: South African perspectives*, 193-211.
- Garda, B. (2022). Bibliometric profile of articles published in TR index on slow city (citta-slow).

- In 13th SCF International Conference on “Contemporary Economic Policy and European Union Accession Process (pp. 23-24).
- Jaszczak, A., Pochodyła-Ducka, E., & Pranskuniene, R. (2024). Assessing the Success of the Development Strategy of the Cittaslow Movement: An Analysis of Revitalisation Programs and Experts Insights on the Model for Small Towns’ Sustainable Development. *Sustainability*, 16(11), 4459. <https://doi.org/10.3390/su16114459>
- Ince, E., Iscioglu, D., & Ozturen, A. (2020). Impacts of Cittaslow philosophy on sustainable tourism development. *Open House International*, 45(1/2), 173-193. <https://doi.org/10.1108/OHI-04-2020-0011>
- Karakuş, M. (2024). Popüler Kültür ve Sosyal Medya İlişkisi Üzerine Bibliyometrik Bir Analiz. *Medeniyet Ve Toplum Dergisi*, 8(1), 137-156. <https://dx.doi.org/51117/metder.2024.54>
- Kattimani, R., & Devadas, V. (2024). Urban cultural dynamics in planning: a bibliometric analysis. *Frontiers of Urban and Rural Planning*, 2(1), 16. <https://doi.org/10.1007/s44243-024-00042-1>
- Küçükergin, F. N., Dedeoğlu, B. B., & Öztürk, Y. (2024). How does social change encourage or discourage the support for the development of Cittaslow?. *Cities*, 145, 104721. <https://doi.org/10.1016/j.cities.2023.104721>
- Knox, P. L. (2005). Creating Ordinary Places: Slow Cities in a Fast World. *Journal of Urban Design*, 10(1), 1–11. <https://doi.org/10.1080/13574800500062221>
- Klarin, A., Park, E., & Kim, S. (2024). The slow movements: Informetric mapping of the scholarship and implications for tourism and hospitality. *Journal of Hospitality & Tourism Research*, 48(3), 464-482. <https://doi.org/10.1177/1096348022111604>
- Li, D., Xu, D., Zhou, Y., Lv, L., & Chen, X. (2024). Sustainable rural development through slow tourism images: A case study of Gaochun International Cittaslow in China. *Journal of Destination Marketing & Management*, 32, 100903. <https://doi.org/10.1016/j.jdmm.2024.100903>
- Lumsdon, L. M., & McGrath, P. (2010). Developing a conceptual framework for slow travel: a grounded theory approach. *Journal of Sustainable Tourism*, 19(3), 265–279. <https://doi.org/10.1080/09669582.2010.519438>
- Mavric, B., Öğretmenoğlu, M., & Akova, O. (2021). Bibliometric Analysis of Slow Tourism. *Advances in Hospitality and Tourism Research (AHTR)*, 9(1), 157-178. <https://doi.org/10.30519/ahtr.794656>
- Mayer, H., & Knox, P. L. (2006). Slow Cities: Sustainable Places in a Fast World. *Journal of Urban Affairs*, 28(4), 321–334. ISSN: 0735-2166 <https://www.cittaslow.org.uk/wp-content/uploads/2020/05/SlowCities.SustainablePlacesFastWorld.pdf>
- Mazur-Belzyt, K. (2017). ‘Slow’Revitalization on Regional Scale, the Example of an Integrated Investment Project. In *IOP Conference Series: Materials Science and Engineering* (Vol. 245, No. 5, p. 052040). IOP Publishing.
- Musiaka, Ł., Sudra, P., Spórna, T. P., & Spadło, K. (2023). Scenariusze odnowy małych miast. Wyzwania i problemy rewitalizacji wybranych ośrodków województwa warmińsko-mazurskiego. *Czasopismo Geograficzne*, 94, 339–369. <https://doi.org/10.12657/czageo-94-15>
- Okour, Y., Alrayyan, K. and Zidan, R. (2024), "A spatial scientometric analysis of urban planning

- publications from 2010–2020: geographic disparities in urban planning knowledge production", *Open House International*, <https://doi.org/10.1108/OHI-12-2023-0297>
- Özcan Alp, G. (2024). Cittaslow through the lens of sustainable urban development: a comparative analysis of Italy and Türkiye cases. *Regional Studies, Regional Science*, 11(1), 256-270. <https://doi.org/10.1080/21681376.2024.2329601>
- Özdemir, H. (2024). Investigation of social change in cities after participation in cittaslow union in Ordu-Perşembe district. *Journal of Design for Resilience in Architecture and Planning*, 5(1), 85-95. <https://doi.org/10.47818/DRArch.2024.v5i1121>
- Özmen, A., & Can, M. C. (2018). Cittaslow movement from a critical point of view. *Planning*, 28(2), 91-101. DOI: 10.14744/planlama.2018.95967
- Pink, S. (2008). Mobilising Visual Ethnography: Making Routes, Making Place and Making Images. *Forum Qualitative Sozialforschung Forum: Qualitative Social Research*, 9(3). <https://doi.org/10.17169/fqs-9.3.1166>
- Pink, S. (2008). Sense and sustainability: The case of the Slow City movement. *Local Environment*, 13(2), 95-106. <https://doi.org/10.1080/13549830701581895>
- Pink, S. (2009). Urban social movements and small places: Slow cities as sites of activism. *City*, 13(4), 451-465. <https://doi.org/10.1080/13604810903298557>
- Pink, S., & Lewis, T. (2014). Making resilience: everyday affect and global affiliation in Australian Slow Cities. *Cultural geographies*, 21(4), 695-710. <https://doi.org/10.1177/147447401452076>
- Raco, M., Durrant, D., & Livingstone, N. (2018). Slow cities, urban politics and the temporalities of planning: Lessons from London. *Environment and Planning C: Politics and Space*, 36(7), 1176-1194. <https://doi.org/10.1177/2399654418775105>
- Radstrom, S. (2014). A PlaceSustaining framework for local urban identity: An introduction and history of Cittaslow. *Italian Journal of Planning Practice*, 1(1), 90-113. Retrieved from: https://www.cittaslow.org/sites/default/files/content/news/files/7864/_an_introduction_and_history_of_cittaslow.pdf [accessed: 10 August 2024].
- Saricaoglu, T., & Tanaç Zeren, M., (2013). Cittaslow: Architectural conservation criticism within the context of sustainability. *Conference on Central Europe towards Sustainable Building (CESB13)* (pp.927-929). Prague, Czech Republic.
- Scopus, (2024). Search, Retrieved from: <https://www.scopus.com/search/form.uri?display=basic#basic> [accessed: 10 August 2024].
- Semmens, J., & Freeman, C. (2012). The value of Cittaslow as an approach to local sustainable development: A New Zealand perspective. *International Planning Studies*, 17(4), 353-375. <https://doi.org/10.1080/13563475.2012.726851>
- Senetra, A., & Szarek-Iwaniuk, P. (2020). Socio-economic development of small towns in the Polish Cittaslow Network—A case study. *Cities*, 103, 102758. <https://doi.org/10.1016/j.cities.2020.102758>
- Servon, L. J., & Pink, S. (2015). Cittaslow: going glocal in Spain. *Journal of Urban Affairs*, 37(3), 327-340. <https://doi.org/10.1111/juaf.12169>
- Stanowicka, Agnieszka, Małgorzata Kobylińska, & Anna Wichowska. 2023. "Awareness of the Cittaslow Brand among Polish Urban Dwellers and Its Impact on the Sustainable Development of Cities" *Sustainability* 15, no. 10: 7799. <https://doi.org/10.3390/su15107799>

- Tekin, M. & Karip, S. (2023). Engelli üniversite öğrencilerine ilişkin çalışmaların bibliyometrik analizi. *Sustainable Welfare*, 1(1), 1-10. <https://www.sustainable-welfare.com/en-us/engelli-universite-ogrencilerine-iliskin-calismalarin-bibliyometrik-analizi/>
- Tosunoğlu, E., Yılmaz, R., Özeren, E., Sağlam, Z. (2021). Eğitimde Makine Öğrenmesi: Araştırmalardaki Güncel Eğilimler Üzerine İnceleme, *Ahmet Keleşoğlu Eğitim Fakültesi Dergisi*, 3(2), 178-199. <https://doi.org/10.38151/akef.2022.6>
- Uçuk, C. (2023). A bibliometric analysis on slow food with vosviewer. *Journal of Recreation and Tourism Research*, 10(1), 14-29. DOI: 10.5281/zenodo.7783439
- Ulmer, J. B. (2017). Writing Slow Ontology. *Qualitative Inquiry*, 23(3), 201-211. <https://doi.org/10.1177/1077800416643994>
- Uysal Urey, Z. C. (2023). Creation of a new vernacular architecture and the attainment of sustainability: the case of Akyaka Town development. *Sustainability*, 15(3), 2643. <https://doi.org/10.3390/su15032643>
- Kürüm Varolüneş, F., & Canan, F. (2018). A Slow City Movement: The Case of Halfeti in Turkey. *ICONARP International Journal of Architecture and Planning*, 6(2), 413–432. <https://doi.org/10.15320/ICONARP.2018.61>
- Wierzbicka, W., & Farelnek, E. (2024). Population Aging and the Potential for Developing a Silver Economy in the Polish National Cittaslow Network. *Sustainability*, 16(16), 6768. <https://doi.org/10.3390/su16166768>
- Wierzbicka, W., & Mociun, K. (2024). The Effects Of Cities' Membership In The Cittaslow Network In The Opinion Of Their Residents: The Example Of Barczewo And Biskupiec. *Olsztyn Economic Journal*, 19(1), 59-74. <https://doi.org/10.31648/oj.10336>
- Yurt, E. (2022). Türkiye’de Akademik Motivasyon Konusunda Yapılan Araştırmaların İncelenmesi. *Ahmet Keleşoğlu Eğitim Fakültesi Dergisi*, 4(1), 95-112. <https://doi.org/10.38151/akef.2022.6>
- Zagroba, M., Szczepańska, A., & Senetra, A. (2020). Analysis and evaluation of historical public spaces in small towns in the polish region of warmia. *Sustainability*, 12(20), 8356. <https://doi.org/10.3390/su12208356>
- Zagroba, M. (2024). Historical spatial structures in small towns and their role in the cultural landscape: a case study of towns in the polish region of Warmia. *Bulletin of Geography. Socio-Economic Series*, (63). <https://doi.org/10.12775/bgss-2024-0004>
- Zielińska-Szczepkowska, J., Jaszczak, A., & Żukovskis, J. (2021). Overcoming socio-economic problems in crisis areas through revitalization of cittaslow towns. evidence from north-east Poland. *Sustainability*, 13(14), 7984. <https://doi.org/10.3390/su13147984>